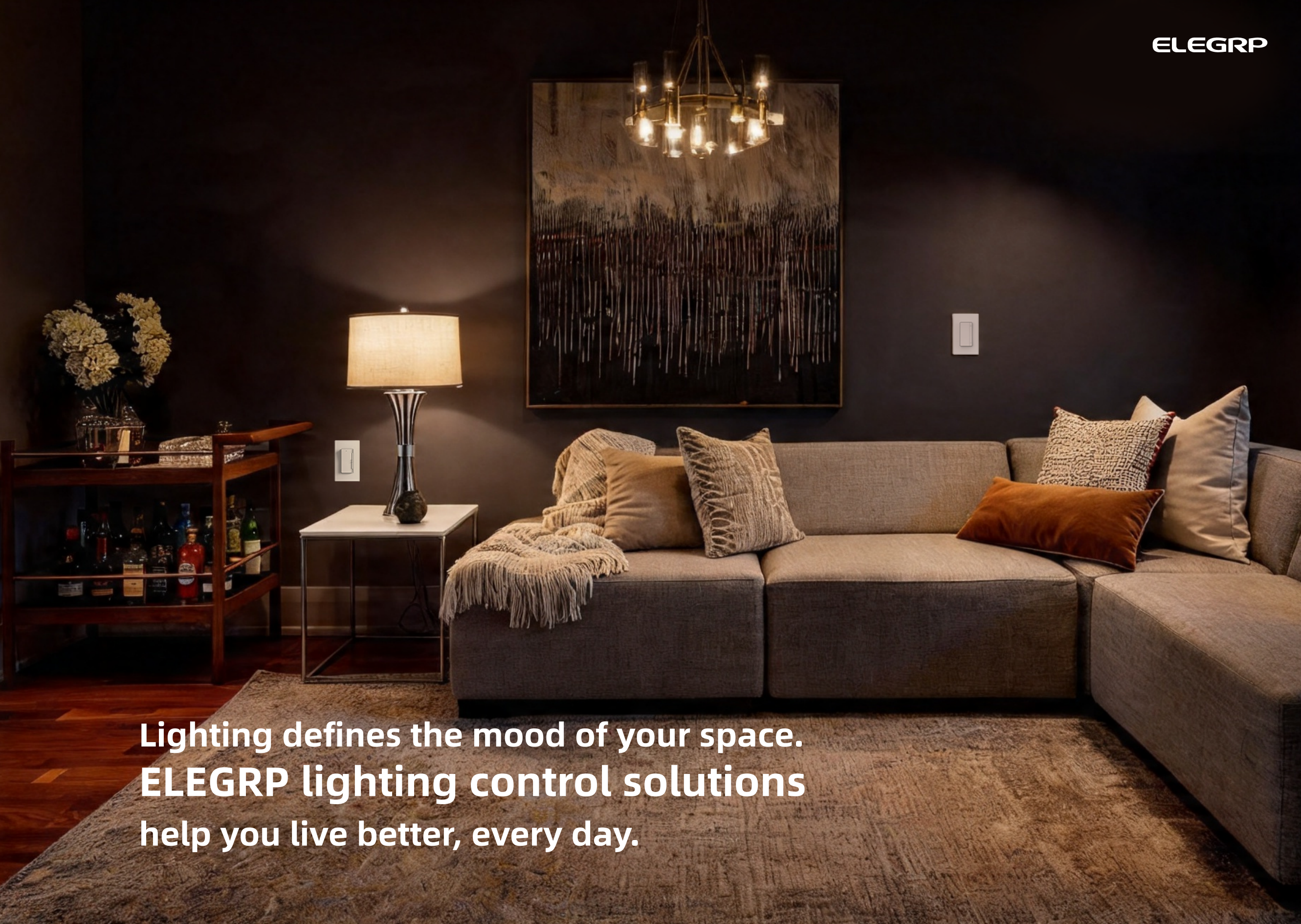


ELEGRP

Lighting Control Solution

Designed to enhance everyday living





**Lighting defines the mood of your space.
ELEGRP lighting control solutions
help you live better, every day.**


WHY CHOOSE ELEGRP ?

ELEGRP is a leading provider of electrical and electromechanical solutions. We are dedicated to delivering reliable products across diverse applications. Driven by continuous innovation and market insight, we create advanced, highly compatible lighting control solutions that adapt to real-world needs.



Advanced LEDPro™ Dimming technology

LEDPro™ advanced technology is specifically engineered for LED dimming, compatible with a wide range of LED bulbs, providing flicker-free and noise-free dimming performance.



Built for Durability and Long-Term Value


Lighting control products are designed for daily, long-term use. ELEGRP products are engineered with high-quality materials and undergo rigorous testing to ensure reliable performance under vibration, humidity, and other demanding conditions.



Innovation Designed for Upgraded Experience

At ELEGRP, innovation is driven by real-world applications. Through continuous design and functional improvement, we deliver lighting control solutions that enhance comfort, usability, and everyday living experiences.

The Lighting control solutions offer a comprehensive range of products, from advanced smart dimmers to traditional dimmers and integrated nightlights. Engineered for exceptional performance, they are designed to meet a wide range of needs, from personal home improvement to residential projects and hospitality applications.




Advanced Dimmer
Precise control for focused light




Night Light
Soft glow for safe nighttime comfort




Basic Dimmer
Simple, reliable everyday lighting control




Night Light with GFCI Protection
Safe protection with built-in illumination



Sensor Switch
Automatic lighting for hands-free convenience



Smart Rotary Dimmer
First choice for smart home lighting control



Premium Dimmer
Best-in-class LED dimming performance





Smart Dimmer



Easily control your lights with Amazon Alexa, Google Assistant, or the ELEGRP Home App.



- WiFi smart rotary triac dimmer with 1.8 inch TFT Display Screen
- 4 types of clock patterns could be selected, Classic/Digital/Planet X/ Nebular
- Front phase triac dimming of LED, ELV, MLV, Halogen, and incandescent bulbs
- Adjustable blue locator light helps you find in the dark



Model	Rating(A.V.)	Description	Wireless Standard	Load	Option
DRS10	120V AC 60Hz	Smart Rotary dimmer with Display Screen	2.4GHz Wi-Fi	INC: 600W LED/CFL: 150W	Single Pole
DRS30	120V AC 60Hz	Smart Rotary dimmer with Display Screen	2.4GHz Wi-Fi	INC: 600W LED/CFL: 150W	3-Way
DPR10	120V AC 60Hz	Smart Dimmer Switch	2.4GHz Wi-Fi	INC: 450W LED/CFL: 150W	Single Pole
DPR30	120V AC 60Hz	Smart Dimmer Switch	2.4GHz Wi-Fi	INC: 450W LED/CFL: 150W	3-Way
DTR10	120V AC 60Hz	Smart Dimmer Switch	2.4GHz Wi-Fi	INC: 450W LED/CFL: 150W	Single Pole
DTR30	120V AC 60Hz	Smart Dimmer Switch	2.4GHz Wi-Fi	INC: 450W LED/CFL: 150W	3-Way
SPN10	120V AC 60Hz	Smart Light Switch	2.4GHz Wi-Fi	INC: 600W LED/CFL: 150W	Single Pole
SPN30	120V AC 60Hz	Smart Light Switch	2.4GHz Wi-Fi	INC: 600W LED/CFL: 150W	3-Way



Premium Dimmer



Designed for LED bulbs, this dimmer switch provide flicker free and totally silent LED dimming experience.



- LEDPro™ advanced dimming technology ensures silent and flicker-free performance
- Ensures smooth, reliable dimming across a wide range of LED bulbs
- No neutral wire required, suitable for both new and retrofit installations
- Works with companion dimmers for multi-location control



Model	Wiring Method	Switch Type	Dimming Type	Low-end Trim	High-end Trim	LED Indicating Lamp	Fade on
EDM25BM	NO NEUTRAL LINE REQUIRED	Push Button Switch	Push Button	√	√	√	√
EDM25BC	NO NEUTRAL LINE REQUIRED	Push Button Switch	Push Button	x	x	x	x



Advanced Dimmer



Designed for neutral-wire applications, delivering seamless dimming experiences in every space.



- Sensitive touch slide control with minimalist, ultra-quiet elegant design
- Supports 450W incandescent and 150W dimmable LED
- Fade on/off for eye comfort and longer bulb life
- Advanced MCU digital control for smooth, stable LED dimming



Model	Wiring Method	Switch Type	Dimming Type	Low-end Trim	High-end Trim	LED Indicating Lamp	Fade on
EDM2410	NO NEUTRAL LINE REQUIRED	Push Button Switch Single Pole	Touch Button	√	√	√	√
EDM2430	NO NEUTRAL LINE REQUIRED	Push Button Switch Single Pole	Touch Button	√	√	√	√
EDM2310	NO NEUTRAL LINE REQUIRED	Push Button Switch Single Pole	Push Button	√	x	√	√
EDM2330	NO NEUTRAL LINE REQUIRED	Push Button Switch Single Pole	Push Button	√	x	√	√





Basic Dimmer



Classic design with locator light and smooth dimming, bringing simple, reliable, and comfortable lighting control to everyday home living.



- No neutral wire required, quick installation with ultra-slim design
- Compatible with LED, CFL, and incandescent bulbs with adjustable dimming
- Frameless matte design with durable, intuitive control
- Multiple control options to fit your needs

	Model	Wiring Method	Switch Type	Dimming Type	Low-end Trim	High-end Trim	LED Indicating Lamp	Fade on
	DM17	NO NEUTRAL LINE REQUIRED	Rocker Switch	Slide Bar	√	x	x	x
	DM17N	NO NEUTRAL LINE REQUIRED	Rocker Switch	Slide Bar	√	x	x	x
	DM19	NO NEUTRAL LINE REQUIRED	Decorative Switch	Slide Bar	√	x	√	√
	DM101	NO NEUTRAL LINE REQUIRED	Toggle Switch	Slide Bar	x	x	x	√
	DM101S	NO NEUTRAL LINE REQUIRED	Toggle Switch	Slide Bar	√	x	x	√
	DM102	NO NEUTRAL LINE REQUIRED	Push Switch	Rotary Dimming	x	x	x	√
	DM102S	NO NEUTRAL LINE REQUIRED	Push Switch	Rotary Dimming	√	x	x	√
	DM102SL	NO NEUTRAL LINE REQUIRED	Push Switch	Rotary Dimming	√	x	√	√
	DM103	NO NEUTRAL LINE REQUIRED	Push Switch	Rotary Dimming	x	x	x	x
	DM103S	NO NEUTRAL LINE REQUIRED	Push Switch	Rotary Dimming	√	x	x	x
	DM103SL	NO NEUTRAL LINE REQUIRED	Push Switch	Rotary Dimming	√	x	√	x



Occupancy and Vacancy Sensor



Sensor switches that automatically detect motion and occupancy to control lighting, making everyday use more convenient and energy efficient.



- 120° motion detection with adjustable sensitivity
- Compatible with LED, CFL, and incandescent bulbs
- Single-pole control with auto/manual modes for flexible use
- Requires ground wire for safe and stable operation



Model	Rating(A.V.)	Wiring Method	Description	Load Capacity	Option	Automatic ON	Automatic OFF
SP17OS	120/277VAC 60HZ	Ground Line Required	Pyroelectric Infrared Sensor 1/2HP	Incandescent 600W LED/CFL 300W	Single Pole	✓	✓
EKA23	120/277VAC 60HZ	Ground Line Required	Occupancy PIR Sensing Switch	Incandescent 500W LED/CFL 200W	Single Pole	✓	✓
SP17VS	120/277VAC 60HZ	Ground Line Required	Pyroelectric Infrared Sensor 1/2HP	Incandescent 600W LED/CFL 300W	Single Pole	x	✓

Model	Rating(A.V.)	Description	Description	Option	Option
SSS10	120V AC 60Hz	Smart Sensor Switch	2.4GHz Wi-Fi	INC: 450W LED/CFL: 150W	Single Pole
SSS30	120V AC 60Hz	Smart Sensor Switch	2.4GHz Wi-Fi	INC: 450W LED/CFL: 150W	3-Way



Night Light



A gentle glow that enhances night safety and comfort with soft light that helps you move safely without disturbing rest.



- Built-in light sensor automatically turns the night light on at dusk
- Available in 3000K, 4000K, and 6000K color options
- Space-saving design with no extra adapter required
- Adjustable brightness levels: High, Medium, Off



Model	Rating(A.V.)	Function	Wiring Style	Grounding	NEMA
ERL251530	15 125	Tamper-Resistant Wall Outlet with Night Light	Side Wire & Push Wire	Self-Grounding	 5-15R
ERL251540	15 125	Tamper-Resistant Wall Outlet with Night Light	Side Wire & Push Wire	Self-Grounding	 5-15R
ERL251560	15 125	Tamper-Resistant Wall Outlet with Night Light	Side Wire & Push Wire	Self-Grounding	 5-15R



Night Light with GFCI Protection







Combining advanced GFCI protection with a built-in night light, delivering safety, convenience, and soft illumination in every use.



- USB ports and integrated night light for added convenience
- Patented PBE® technology enables rapid fault detection and automatic shut
- Self test every 5 seconds to ensure continuous protection
- Automatic reset after power interruption



Model	Rating(A.V.)	Description	NEMA
G1915T	15 125	Ultra-Compact Profile Back and side wire	 5-15R
G1920T	20 125	Ultra-Compact Profile Back and side wire	 5-20R

Model	Rating(A.V.)	USB Charger		Description	NEMA
		Total Output	Port Output		
LGR2315ACL1	15 125	24W (4.8A)	A + C	Tamper resistant, with nightlight	 5-15R
LGR2320ACL1	20 125	24W (4.8A)	A + C	Tamper resistant, with nightlight	 5-20R

ELEGRP

ELE(GROUP)CO.,LTD

NO.158 CHUANGYUAN ROAD, SIP, SUZHOU, JIANGSU, CHINA 215125

Vist www.elegrp.com for more information.

